

AMPAREX Installer (AMPAREX Starter)

The AMPAREX Installer has been made available for use, starting from version 4.2. This is a classic installer ready to download on our web page.

Pros of the new installer:

1. The AMPAREX installer comes with its own Java version/installation which is then stored separately in the AMPAREX directory on a client PC (without the need of a separate Java installation).
2. The installer automatically updates Java it needs to run AMPAREX. In other words all manual Java updates will no longer be necessary.
3. After the installation the AMPAREX shortcut on a desktop will no longer get updated when restarting AMPAREX.
4. There is no need for Java to be installed on user's PCs. After the installation you can remove all Java versions from your PC, if other programs do not need Java.

We will automatically prepare the necessary infrastructure in the background for you.

Upon installation you will receive a pop up message on your screen saying that AMPAREX have to carry on changes due to the installer conversion.

You will only need to confirm this message with OK.



Please note

If your Windows is protected by administrator rights you may need to ask your administrator for the rights to install the AMPAREX installer on your PC.

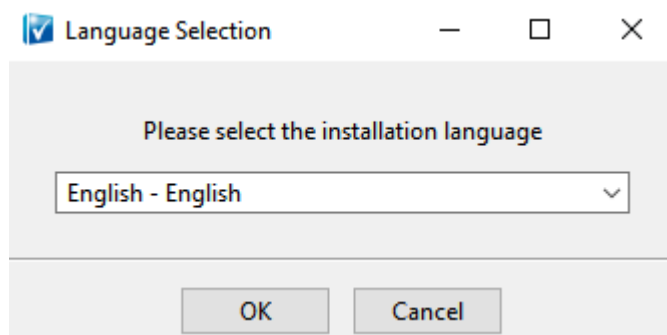


Important

The path to your server, including your license if needed, will be provided by AMPAREX via telephone or e-mail.

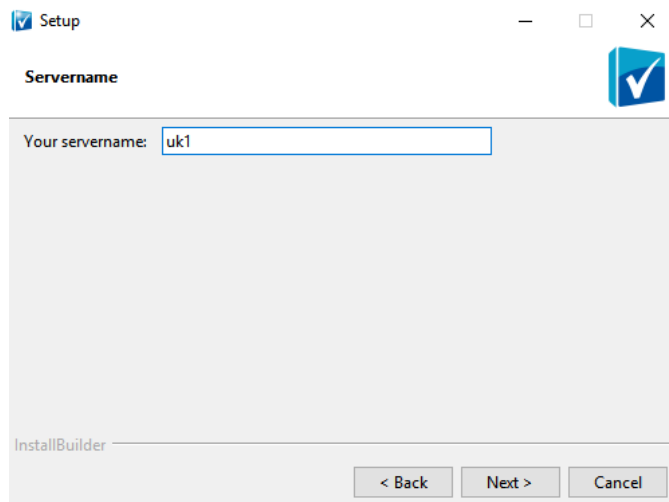
Installation steps:

1. Download the AMPAREX installer onto your computer from the download section on our web page.
2. Run the downloaded file and choose the language for your installation (example "English - English"), confirm the entry with (OK) and confirm the next dialogue as well.

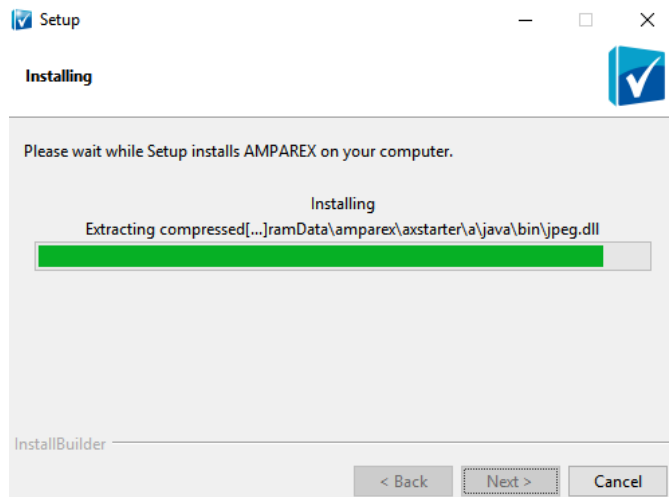
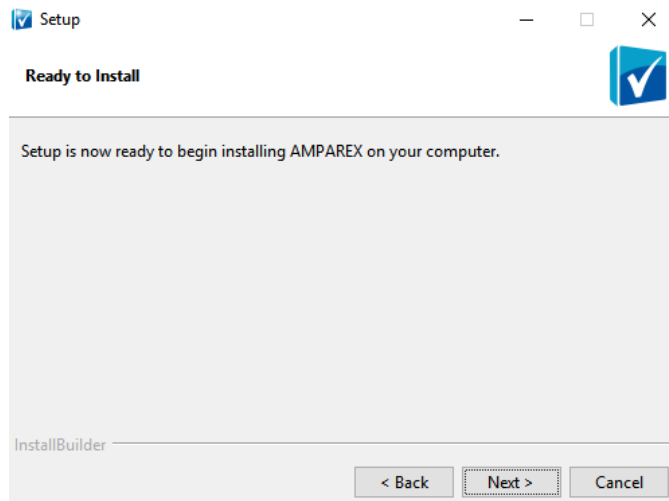


3. On the next dialogue page enter your server path, for example uk1, and confirm the entry with (Next).

Remarks



4. Confirm the next dialogue again and the installer will begin to install AMPAREX on your PC.



5. Finally, confirm the installation with (Exit).

The installer will create a shortcut (icon) on your desktop so that you could simply start AMPAREX with a double click as you did before.

Remarks

Shall you experience any issues while installing or have questions let us know, please.

The installer has been already tested and is being used but there might be cases we could not foresee during the implementation.



Please note

Using a proxy connection may impact the installation.